





POST CAP OPTIONS			
NEW ENGLAND	GOthic	INSIDE PYRAMID	OUTSIDE PYRAMID
			

NOTES:
 DESIGN AND SPECIFICATIONS SUBJECT TO CHANGE BY MANUFACTURE.
 POST AND FOOTING - AS REQUIRED BY SITE CONDITIONS AND CODES.



EverGuard® Estate Privacy with lattice
 8' Nominal Panel - Elevation / Section

DATE: 08.19.13

SCALE 1/2" = 1'- 0"

BY: DDD

DWG #: EG.EPL.P8W

COPYRIGHT ©